



GATE VALVE TECHNICAL DATA

MATERIAL & GENERAL SPECIFICATIONS

	1½" (50mm)	2" (63mm or 75/90mm)	3" (90mm)	4" (110mm)	6" / 8" (160/200mm)	10" / 12"
Color	White or Black (Gray)	White or Black (Gray)	White or Black (Gray)	White (Gray)	White (Gray)	White
Hubs	PVC or ABS (PVC)	PVC or ABS (PVC)	PVC or ABS (PVC)	PVC (PVC)	PVC	PVC
Body	PVC or ABS (PVC)	PVC or ABS (PVC)	PVC or ABS (PVC)	PVC (PVC)	ABS	ABS
Shaft	304SS	304SS	304SS	304SS	304SS	304SS
Paddle	Polypro	Polypro or 304SS	Polypro or 304SS	304SS	304SS	304SS
Handle	Plastic or Die Cast Al	Plastic or Die Cast Al	Plastic or Die Cast Al	Die Cast Al	304SS	304SS
Seals	Sarlink	Sarlink	Sarlink	Sarlink	Sarlink	Sarlink
PSI	45	40	30	20	10	10
Mid-Flow Max Closing Pressure	6 psi	1 psi (PP) 15 psi (SS)	.5 psi (PP) 9 psi (SS)	8 psi	2.5 psi	2.5 psi
Air Cylinder	Reinforced Nylon	SS or Reinforced Nylon	SS or Reinforced Nylon	SS	SS	SS

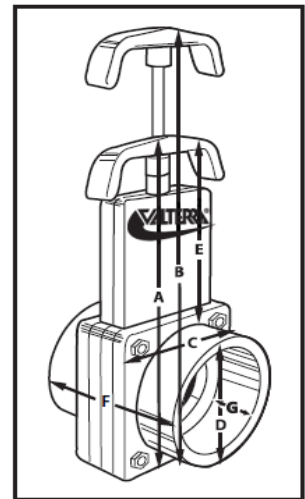
Notes:

Vacuum Applications: 1½" to 4" tested to 26 Hq in.

Metric Valves are Gray PVC

MANUAL VALVE DIMENSIONS (Inches)(mm)

Size	A	B	C	D	E	F	G
1.5 ABS	6.5	8.625	2.875	2.375	3.9375	2.875	0.7
1.5 PVC	6.5	8.625	2.875	2.375	3.9375	3.375	1.25
50mm	168	222	76	64	98	98	35
2 ABS	7.5	10.25	3.37	2.6875	4.5	3.125	0.75
2 PVC	7.5	10.25	3.37	2.75	4.5	3.5	1.125
63mm	191	260	86	73	111	105	37
75/90mm	238	324	111	89	130	133	48
3 ABS	9.25	13	4.375	3.9375	5.1875	4.5	1.6
3 PVC	9.25	13	4.375	3.9375	5.1875	4.5	1.8
90mm	238	324	111	105	130	133	48
4 PVC	13.25	18	6.625	5	7.4375	5.1875	1.75
110mm	330	454	168	127	181	130	44
6 PVC	22.75	31.125	11	7.25	13.25	11.125	4.375
160mm	572	800	279	181	343	279	111
8 PVC	22.75	31.125	11	9.3125	12.1875	13.75	5.67
200mm	572	797	279	216	327	276	108
10 PVC	35	48.5	18	11.5	16.99	13.75	5
12 PVC	35	48.5	18	13.5	18	15.375	6

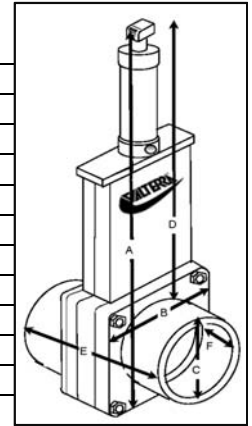


"B" Dimension is height of valve in fully open position



PNEUMATIC VALVE - ALUMINUM/STAINLESS STEEL AIR CYLINDER DIMENSIONS (Inches)(mm)

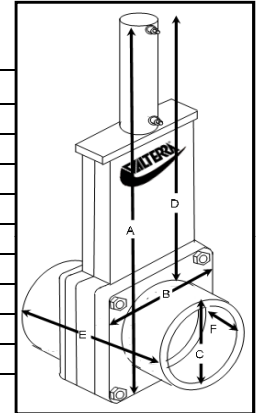
Size	A	B	C	D	E	Air Tubing Size	Recomm. Operating Pressure	Cylinder Air Volume
2	12.5	3.5	2.75	8.5	3	1/8"	55-70 psi	1.209 in ³
63mm	318	86	73	216	105	1/8"	55-70 psi	1.209 in ³
3	15.5	4.5	4	11.25	4.5	1/8"	55-70 psi	1.662 in ³
90mm	394	111	105	286	133	1/8"	55-70 psi	1.662 in ³
4	19.5	6.5	5	13.25	5	1/8"	55-70 psi	1.742 in ³
110mm	489	168	127	337	130	1/8"	55-70 psi	1.742 in ³
6	In Development							
160mm	In Development							
8	In Development							
200mm	In Development							
10	In Development							
12	In Development							



Note: Aluminum/SS Air Cylinders assembled with Air Restrictor - removal of restrictor voids warranty

PNEUMATIC VALVE - REINFORCED NYLON PLASTIC AIR CYLINDER DIMENSIONS (Inches)(mm)

Size	A	B	C	D	E	Air Tubing Size	Recomm. Operating Pressure	Cylinder Air Volume
1.5	10	2.875	1.875	7.375	2.875	I.D. 4 mm x O.D. 6 mm	60-75 psi	1.196 in ³
50mm	254	76	64	187	98	I.D. 4 mm x O.D. 6 mm	60-75 psi	1.196 in ³
2	11	3.5	2.75	8	3	I.D. 4 mm x O.D. 6 mm	60-75 psi	1.196 in ³
63mm	279	86	73	203	105	I.D. 4 mm x O.D. 6 mm	60-75 psi	1.196 in ³
3	13	4.5	4	8.5	4.5	I.D. 4 mm x O.D. 6 mm	60-75 psi	1.196 in ³
90mm	330	111	105	216	133	I.D. 4 mm x O.D. 6 mm	60-75 psi	1.196 in ³



CEMENT

VALVE FITTING	PIPE	SIZE	CEMENT
ABS	PVC	1.5-6"	Use IPS #794 or equivalent
ABS	ABS	1.5-3"	Use IPS #771 or equivalent
PVC	ABS	1.5-6"	Use IPS #794 or equivalent
PVC	PVC	1.5-12"	Use IPS #717 or equivalent

STATIC HEAD PRESSURE

Feet Head	PSI
1	0.43
3	1.03
6	2.6
9	3.9
12	5.2
15	6.51
20	8.66
30	12.99
40	17.32
50	21.65

- ▶ Feet Head to PSI, multiply by 0.434
- ▶ PSI to Feet Head, multiply by 2.3

WORKING TEMPERATURE

Material	Suggested Maximum Working Temperature	
ABS	205° F	96° C
PVC	167° F	75° C
PC	280° F	137° C